


242-teilig



- **Werkzeug Sortiment**
- In Safety-Insert-System Weichschaumeinlagen
- Safety-Insert-System, 2-Komponenten-Weichschaumeinlage
- Made in Germany
- Anzahl Werkzeuge: 242

Artikelnummer

0-2500-163/242



163-367/31

12, 12 1/2



606

8 • 10 • 12 • 13 • 17 • 19



986

5 • 6 • 7 • 8 • 10 • 12 • 14 • 17 • 19



986KK

6 • 7 • 8 • 10



990

M5 • M6 • M8 • M10 • M12 • M14 • M16 • M18




990LG

M8 • M14



990SLG

M10 • M12



163-369/104

12, 12 1/2, 20, 3/4



850

4 • 5 • 5.5 • 6 • 7 • 8 • 9 • 10 • 11 • 12 • 13 • 14



850E

E4 • E5 • E6 • E7 • E8



8501

3 • 4 • 5 • 6



8502

T10 • T15 • T20 • T25 • T27



8503

1 x 5.5



8506

PH1 • PH2



858-1

10, 3/8, 6.3, 1/4



863HP

6.3, 1/4



811-UK

6.3, 1/4



867-2

6.3, 1/4, 6.3, 1/4



867-4

6.3, 1/4, 6.3, 1/4



868

6.3, 1/4, 6.3, 1/4

Produktdatenblatt

0-2500-163/242

EAN-No. 4000896196890



869 • 6.3 1/4 • 6.3 1/4



8858-1 • 12 1/2 • 10 3/8

8858-2 • 6.3 1/4 • 10 3/8



900 • 5 • 12 1/2

10 • 11 • 12 • 13 • 14 • 15 •

16 • 17 • 18 • 19 • 20 • 21 •

22 • 24 • 27 • 30 • 32



900E • 5 • 12 1/2

E10 • E12 • E14 • E16 •

E18 • E20



900SZ • 5 • 12 1/2

32 • 36



900Z • 5 • 12 1/2

8 • 9 • 10 • 12 • 13 • 14 •

15 • 16 • 17 • 18 • 19 • 21 •

22 • 24 • 27 • 30 • 32



903SLG • 5 • 12 1/2

17 • 19



915 • 12 1/2



916HP • 12 1/2



919 • 12 1/2 • 12 1/2

919-1 • 919-5 • 919-10



920 • 12 1/2 • 12 1/2



958-1 • 20 3/4 • 12 1/2

958-2 • 10 3/8 • 12 1/2



992 • 5 • 12 1/2

T25 • T27 • T30 • T40 •

T45 • T50 • T55 • T60



1058-2 • 12 1/2 • 20 3/4



2223N • 6 • 6 1/4

T6 • T7 • T8 • T9



2250-1 • 6.3 1/4 • 6.3 1/4



163-370/9



757-10



760-2



1802-22



1841A-22



1846A-2



1846B-2



1846C-2



1846D-2



1850-22




163-371/7

5 • 5 • 12 1/2 • 20 3/4

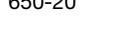


600N • 5


27 • 30 • 32



650-20



918-23 • 12 1/2 • 12 1/2



1014



1015-1 • 20 3/4



163-372/25 • 5



612N • 5

10 x 11



666-5



730

730-3 • 730-6



746-1



748B

748B-3 • 748B-4 • 748B-5 •

748B-6 • 748B-8




824 • 5

0.5 x 23



1952-40



1976-2



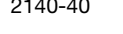
1977-2/4



2140-40



2147MS



2152N/3



2154N-5



2157-1



4968-2



163-373/39

5 • 5 • 5 • 5



811K • 5

1 x 5.5



811KPH • 5

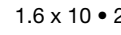
PH2



802 • 5


0.6 x 3.5 • 1.2 x 8 •

1.6 x 10 • 2 x 12



802-PH • 5

PH3



811T • 5

T6 • T7 • T8 • T9



811S/5

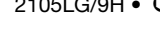
5 • 5



2105LG/9H • 5



2116LG/8H • 5



163-374/27

5 • 5 • 5



600N • 5

6 • 7 • 8 • 9 • 10 • 11 • 12 •

13 • 14 • 15 • 16 • 17 • 18 •

19 • 21 • 22 • 24

Produktdatenblatt

0-2500-163/242 EAN-No. 4000896**196890**



630 • 

6 x 7 • 8 x 9 • 10 x 11 •

12 x 13 • 14 x 15 • 16 x 17 •

18 x 19 • 21 x 22 • 24 x 27 •

30 x 32