

Product data sheet

179 N W-7/314

EAN-No. 4000896250493



314-pieces · 7 Drawers total



- More storage space than preceding model
- 6 flat drawers, loading capacity 25 kg, 81 mm high
1 high heavy-duty drawer, loading capacity 40 kg, 166 mm high
- Complete with 314-piece tool assortment in Safety-Insert-System soft foam insert
- 30 mm wood multiplex birch work surface, oiled, replaceable
- Including nine-fold adjustable intermediary tray and fixed mounted door
- Cable duct on rear panel allows battery devices to be charged when the door is closed, for example
- Complete welded construction of the entire body for tough daily workshop use
- Additional square perforation for tool holder, e.g. HAZET 112-230
- Optimised, yielding edge protection on all four corners with real impact protection thanks to internal damping concept
- Flexible vice assembly (front, right, left) e.g. HAZET 2175N according to drilling template specification
- **Chassis:**
 - Large wheels with high loading capacity (\varnothing 125 mm) with precision ball-bearing and dual ball race in the swivel bearing, easy manoeuvrability even under high dynamic load
 - 2 swivel castors with double stop function: fixed castors prevent inadvertent rolling of the trolley, fixed swivel bearings prevent the castors from swivelling, e.g. on inclined surfaces
 - Protective ring prevents dirt and threads from getting in
 - Elastic castors enable smooth movement
- **Locking concept:**
 - Mutual drawer locking for minimum tilting risk
 - Lock located in the centre (central locking and cylinder lock) closes the door and drawers at the same time
 - Only one key for locking the door and drawers at the same time (Included in delivery: 2 keys)
 - 180° rotation, prevents the key from breaking off
 - 100 % sliding-out with ball-bearing telescopic rails – self-closing
 - Lockable storage compartment with 2 storage surfaces
- 2 storage spaces in the storage compartment, top: 15 kg / bottom: 35 kg
- Total loading capacity (dynamic): 750 kg
- Loading capacity (static): 1000 kg
- Worktop: Wood multiplex birch, replaceable
- Colour: HAZET blue
- Tool trolley Made in Germany
- Dimensions / length: 1150 mm x 600 mm x 964 mm
- Net weight: 120 kg
- Drawers, flat: 6 x 81 x 522 x 398 mm
- Drawers, high: 1 x 166 x 522 x 398 mm
- (Drawer) size for plastic drawer insert: 3/3+

Product data sheet

179NW-7/314

EAN-No. 4000896250493



- Worktop: Wood multiplex birch, replaceable
- Number of fixed castors: 2 (∅ 125 mm)
- Number of swivel castors: 2 (∅ 125 mm)
- Number of tools: 314

Order Number

179NW-7/314



163-372/25 • ●



612N • ●
10 x 11



666-5



730
730-3 • 730-6



746-1

748B

748B-3 • 748B-4 • 748B-5 •
748B-6 • 748B-8

824 • —

0.5 x 23



1952-40




1976-2



1977-2/4



2140-40



2147MS



2152N/3




2154N-5



2157-1



4968-2



163-525/40



450N • ●

6 x 7 • 8 x 9 • 10 x 11 •

12 x 13 • 14 x 15 • 16 x 17 •
18 x 19 • 21 x 22 • 24 x 27 •
30 x 32 • 34 x 36




600N • ●

6 • 7 • 8 • 9 • 10 • 11 • 12 •
13 • 14 • 15 • 16 • 17 • 18 •
19 • 21 • 22 • 24 • 27 • 32



630 • ●

6 x 7 • 8 x 9 • 10 x 11 •
12 x 13 • 14 x 15 • 16 x 17 •
18 x 19 • 20 x 22 • 21 x 23 •
24 x 27



163-609/61



760-2



986 • ○ • 12¹/₂

4 • 5 • 6 • 7 • 8 • 9 • 10 •
12 • 14 • 17 • 19 • 22



986SL • ○ • 12¹/₂

4 • 5 • 6 • 7 • 8 • 9 • 10 •
11 • 12 • 14



990 • ○ • 12¹/₂

M5 • M6 • M8 • M10 • M12 •
M14 • M16 • M18



990LG • ○ • 12¹/₂

M6 • M8 • M9 • M10 • M12 •
M14



991 • ● • 12¹/₂

M6 • M7 • M8 • M9 • M10 •
M12 • M14



992 • ● • 12¹/₂

T20 • T25 • T27 • T30 •
T40 • T45 • T50 • T55 • T60



992SLG • ● • 12¹/₂

T30 • T40 • T45 • T50 • T55



1850M-22



1841MB-33



1802M-22



2128N-1



179NW-7