

Product data sheet

179NX-7/137

EAN-No. 4000896224463



137-pieces · 7 Drawers total



Application:

Efficient, mobile organisation of tools

- Tool trolley
- 5 flat and 2 high drawers
- Complete with 137-piece tool assortment in Safety-Insert-System soft foam insert

Work areas

- Much larger storage and work areas in plastic (179N) or stainless steel (179NX)
- Fully sealed work surface protects inside of trolley from leaking liquids
- Interfaces integrated in the work area for accessories such as laptop holders and top modules

Body / Pull-handle

- Extremely robust design thanks to dual-wall structure
- Complete welded construction of the entire body for tough daily workshop use
- Optimised, yielding edge protection on all four corners with real impact protection thanks to internal damping concept
- Ergonomically optimised pull handle for better manoeuvrability

Locking concept

- Ergonomically arranged side lock position for better operability protects keys and lock against damage
- Highly secure closing system with central locking technology for optimum protection of your property
- 2-stage locking
 - Central locking, lockable with cylinder lock and 2 folding keys
 - Mutual drawer locking for minimum tilting risk

Drawer concept

- Self-closing and reciprocal locking of the drawers prevents unwanted opening
- 100% sliding-out with ball-bearing telescopic slides
- Drawer design for optimum use of the interior
- Drawer fronts for optimised handling
- Dirt-resistant drawer coating for easy cleaning

High performance chassis

- Large wheels with high loading capacity, precision ball bearing and dual rounded rim in the pivot bearing, easy manoeuvrability, even with high dynamic load
- 2 swivel castors with dual brake:
 - Braked castors prevent rolling away
 - Braked swivel bearings prevent the swivel castors from turning, e.g. on inclined surfaces
- Protective ring prevents dirt and threads from getting in
- Elastic castors enable smooth movement

Assistant 179N-6 - 9:

- Lösemittelbeständige Kunststoff-Arbeitsfläche

Product data sheet

179NX-7/137

EAN-No. 4000896224463



- Fahrgriff Metall, schwarz pulverbeschichtet

Assistant **179NX-6 - 8:**


- Edelstahl-Arbeitsfläche
- Besonderer Schutz durch hochwertige Kunststoff-Endkappen
- Fahrgriff Edelstahl gebürstet
- Total loading capacity (dynamic): 540 kg
- Loading capacity (static): 1000 kg
- Loading capacity of high drawer: 25 kg
- Colour: HAZET blue
- Tool trolley Made in Germany
- Dimensions: 785 mm x 518 mm x 1020 mm
- Net weight: 89 kg
- Drawers, flat: 5x 81 x 522 x 398 mm
- Drawers, high: 2x 166 x 522 x 398 mm
- (Drawer) size for plastic drawer insert: 3/3+
- Worktop: Stainless steel
- Number of fixed castors: 2 (∅ 125 mm)
- Number of swivel castors: 2 (∅ 125 mm)
- Number of tools: 137

Order Number

179NX-7/137



179NX-7



163-138/77

⊕, ⊖, ⊕, ⊖, ⊕, ⊖ • 125 1/2 • 63 1/4



850 • ⊕ • 63 1/4
4 • 5 • 5.5 • 6 • 7 • 8 • 9 •
10 • 11 • 12 • 13 • 14



850LG • ⊕ • 63 1/4
4 • 5 • 5.5 • 6 • 7 • 8 • 9 •
10 • 11 • 12 • 13



858-1 • ⊕ • 10 3/8 • 63 1/4



863HP • 63 1/4



865 • 63 1/4



811-UK • 63 1/4



867-2 • 63 1/4 • 63 1/4



868 • 63 1/4 • 63 1/4



869 • 63 1/4 • 63 1/4



8501 • ⊕ • 63 1/4
3 • 4 • 5 • 6 • 8



8503 • ⊕ • 63 1/4
0.6 x 3.5 • 1 x 5.5 • 1.2 x 8



8506 • ⊕ • 63 1/4
PH1 • PH2



8507 • ⊕ • 63 1/4
PZ1 • PZ2



900 • ⊕ • 125 1/2
10 • 11 • 12 • 13 • 14 • 15 •
16 • 17 • 18 • 19 • 20 • 21 •
22 • 24 • 27 • 30 • 32



903SLG • ⊕ • 125 1/2
17 • 19



915 • 125 1/2



916HP • 125 1/2



917-5 • 125 1/2 • 125 1/2



918-10 • 125 1/2 • 125 1/2



919-1 • 125 1/2 • 125 1/2



920 • 125 1/2 • 125 1/2



958-1 • 20 3/4 • 125 1/2



958-2 • 10 3/8 • 125 1/2



986 • ⊕ • 125 1/2
5 • 6 • 7 • 8 • 10 • 12 • 14 •
17



163-141/31N
⊕, ⊖, ⊕, ⊖



802 • ⊕
1.6 x 10 • 2 x 12 • 0.6 x 3.5 •
0.8 x 4 • 1 x 5.5 • 1.2 x 6.5 •
1.2 x 8




802-PH • ⊕
PH1 • PH2 • PH3

Product data sheet


179 NX-7/137

EAN-No. 4000896224463




811T • 
T10 • T15 • T20 • T25 •
T27 • T30 • T6 • T7 • T8 • T9



811K • 
1 x 5.5



811KPH • 
PH2




2105LG/9H • 




163-374/27




600N • 
6 • 7 • 8 • 9 • 10 • 11 • 12 •
13 • 14 • 15 • 16 • 17 • 18 •
19 • 21 • 22 • 24




630 • 
6 x 7 • 8 x 9 • 10 x 11 •
12 x 13 • 14 x 15 • 16 x 17 •
18 x 19 • 21 x 22 • 24 x 27 •
30 x 32



5000-3CT •  1/2
5122-3CT



9012M-1 •  1/2