


Product data sheet

179 N X-8/244

EAN-No. 4000896223039



244-pieces · 8 Drawers total



Application:

Efficient, mobile organisation of tools

- Tool trolley
- 7 flat and 1 high drawer
- Complete with 244-piece tool assortment in Safety-Insert-System soft foam insert

Work areas

- Much larger storage and work areas in plastic (179N) or stainless steel (179NX)
- Fully sealed work surface protects inside of trolley from leaking liquids
- Interfaces integrated in the work area for accessories such as laptop holders and top modules

Body / Pull-handle

- Extremely robust design thanks to dual-wall structure
- Complete welded construction of the entire body for tough daily workshop use
- Optimised, yielding edge protection on all four corners with real impact protection thanks to internal damping concept
- Ergonomically optimised pull handle for better manoeuvrability

Locking concept

- Ergonomically arranged side lock position for better operability protects keys and lock against damage
- Highly secure closing system with central locking technology for optimum protection of your property
- 2-stage locking
 - Central locking, lockable with cylinder lock and 2 folding keys
 - Mutual drawer locking for minimum tilting risk

Drawer concept

- Self-closing and reciprocal locking of the drawers prevents unwanted opening
- 100% sliding-out with ball-bearing telescopic slides
- Drawer design for optimum use of the interior
- Drawer fronts for optimised handling
- Dirt-resistant drawer coating for easy cleaning

High performance chassis

- Large wheels with high loading capacity, precision ball bearing and dual rounded rim in the pivot bearing, easy manoeuvrability, even with high dynamic load
- 2 swivel castors with double stop function: fixed castors prevent inadvertent rolling of the trolley,

Product data sheet

179 N X-8/244

EAN-No. 4000896223039



fixed swivel bearings prevent the castors from swivelling,
e.g. on inclined surfaces

- Protective ring prevents dirt and threads from getting in
- Elastic castors enable smooth movement

Assistant[®] 179N-6 – 9:


- Solvent-resistant plastic work surface
- Metal handle, powder coated in black

Assistant[®] 179NX-6 – 8:

- Stainless steel work surface
- Extra protection through high-quality plastic end caps
- Brushed stainless steel handle
- Total loading capacity (dynamic): 540 kg
- Loading capacity (static): 1000 kg
- Loading capacity of high drawer: 25 kg
- Colour: HAZET blue
- Tool trolley Made in Germany
- Dimensions / length: 785 mm x 518 mm x 1020 mm
- Net weight: 89 kg
- Drawers, flat: 7 x 81 x 522 x 398 mm
- Drawers, high: 1 x 166 x 522 x 398 mm
- (Drawer) size for plastic drawer insert: 3/3+
- Worktop: Stainless steel
- Number of fixed castors: 2 (∅ 125 mm)
- Number of swivel castors: 2 (∅ 125 mm)
- Number of tools: 244

Order Number

179 N X-8/244



163-181/17 • • 3/4



880 • • 3/4
10 • 11 • 12 • 13 • 14 • 15 •
16 • 17 • 18 • 19 • 21 • 22




8816HP • 3/4



8820 • 3/4 • 3/4

8821 • 3/4 • 3/4


8821-3 • 8821-6 • 8821-10



163-182/9 •



828-T •
T6 • T7 • T8 • T9 • T10 •
T15 • T20 • T25 • T30



163-210/19 •



600N •
8 • 9 • 10 • 11 • 12 • 13 •
14 • 15 • 16 • 17 • 18 • 19 •
21 • 22 • 24 • 27 • 30 • 32 •
34



163-211/20
 • 3/4



450N •
8 x 9 • 10 x 11 • 12 x 13 •
14 x 15 • 16 x 18 • 17 x 19 •
20 x 22 • 21 x 22 • 24 x 27 •
30 x 32 • 34 x 36



1010 • • 3/4
14 • 17 • 19 • 22



1012 • • 3/4
T60 • T80 • T100

1058-1 • 1 • 3/4
1058-2 • 1/2 • 3/4



163-224/57
 • • • • • 1/2 • 3/4,
 1/4



811BML • 3/4



850 • • 3/4
5.5 • 6 • 7 • 8 • 9 • 10 • 11 •
12 • 13



863HP • 1/4

Product data sheet

179 N X-8/244

EAN-No. 4000896223039



867-2 • 6.3 1/4 • 6.3 3/4



868 • 6.3 1/4 • 6.3 3/4



869 • 6.3 1/4 • 6.3 3/4



900 • 12 1/2

10 • 11 • 12 • 13 • 14 • 15 •
16 • 17 • 18 • 19 • 20 • 21 •
22 • 23 • 24 • 26 • 27 • 28 •
30 • 32



915 • 12 1/2



916HP • 12 1/2

917-5 • 12 1/2 • 12 1/2

918-10 • 12 1/2 • 12 1/2



920 • 12 1/2 • 12 1/2



2204N • 6.3 1/4 • 6.3 1/4
3 • 4 • 5 • 6 • 8



2208N • 6.3 1/4 • 6.3 1/4
0.6 x 4.5 • 1 x 6 • 1.2 x 6.5



2215N • 6.3 1/4 • 6.3 1/4
PH1 • PH3



2216N • 6.3 1/4 • 6.3 1/4
PZ1 • PZ2



2223N • 6.3 1/4 • 6.3 1/4
T15 • T20 • T25 • T30



2250-1 • 6.3 1/4 • 6.3 1/4



2304N • 6.3 1/4 • 6.3 1/4



163-257/4



760-2




1802M-22



1841MB-33



1850M-22



163-296/7 • 12 1/2



630 • 12 1/2
6 x 7 • 8 x 9 • 10 x 11 •
12 x 13 • 14 x 15 • 17 x 19 •
21 x 22



163-297/26



811S/5



811/6



811T/6 • 12 1/2



2105LG/9H • 12 1/2



163-372/25 • 12 1/2



612N • 12 1/2
10 x 11



666-5



730
730-3 • 730-6



746-1

748B

748B-3 • 748B-4 • 748B-5 •
748B-6 • 748B-8

824 • 12 1/2

0.5 x 23



1952-40



1976-2



1977-2/4



2140-40



2147MS



2152N/3



2154N-5



2157-1



4968-2




163-380/4 • 12 1/2



811LGT • 12 1/2



T15 • T20 • T25 • T30



163-382/3 • 12 1/2



428 • 12 1/2



8 • 10 • 13



163-385/12 • 12 1/2



606 • 12 1/2

8 • 9 • 10 • 11 • 12 • 13 •
14 • 15 • 16 • 17 • 18 • 19



163-407/35

12 1/2

12 1/2



986 • 12 1/2

4 • 5 • 6 • 7 • 8 • 9 • 10 •
12 • 17 • 19 • 22



990 • 12 1/2

M5 • M6 • M8 • M10 • M12 •
M14 • M16 • M18



991 • 12 1/2

M6 • M7 • M8 • M9 • M10 •
M12 • M14



992 • 12 1/2

T20 • T25 • T27 • T30 •
T40 • T45 • T50 • T55 • T60



163-522X50



163-172X50