


342-pieces · 7 Drawers total



Application:

Efficient, mobile organisation of tools

- Tool trolley
- 5 flat and 2 high drawers
- Complete with 342-piece tool assortment in Safety-Insert-System soft foam insert

Work areas

- Much larger storage and work areas in stainless steel
- Fully sealed work surface protects inside of trolley from leaking liquids
- Interfaces integrated in the work area for accessories such as laptop holders and top modules
- Stainless steel work surface
- Extra protection through high-quality plastic end caps

Body / Pull-handle

- Extremely robust design thanks to dual-wall structure
- Complete welded construction of the entire body for tough daily workshop use
- Optimised, yielding edge protection on all four corners with real impact protection thanks to internal damping concept
- Ergonomically optimised pull handle for better manoeuvrability
- Brushed stainless steel handle

Locking concept

- Ergonomically arranged side lock position for better operability protects keys and lock against damage
- Highly secure closing system with central locking technology for optimum protection of your property
- 2-stage locking
 - Central locking, lockable with cylinder lock and 2 folding keys
 - Mutual drawer locking for minimum tilting risk

Drawer concept

- Self-closing and reciprocal locking of the drawers prevents unwanted opening
- 100% sliding-out with ball-bearing telescopic slides
- Drawer design for optimum use of the interior
- Drawer fronts for optimised handling
- Dirt-resistant drawer coating for easy cleaning

High performance chassis

Product data sheet

179 N XXL-7/342

EAN-No. 4000896229383



- Large wheels with high loading capacity, precision ball bearing and dual rounded rim in the pivot bearing, easy manoeuvrability, even with high dynamic load
- 2 swivel castors with double stop function: fixed castors prevent inadvertent rolling of the trolley, fixed swivel bearings prevent the castors from swivelling, e.g. on inclined surfaces
- Protective ring prevents dirt and threads from getting in
- Elastic castors enable smooth movement
- Total loading capacity (dynamic): 750 kg
- Loading capacity (static): 1000 kg
- Loading capacity of high drawer: 40 kg
- Colour: HAZET blue
- Tool trolley Made in Germany
- Dimensions / length: 1133 mm x 518 mm x 1020 mm
- Net weight: 125.8 kg
- Drawers, flat: 5x 81 x 870 x 398 mm
- Drawers, high: 2x 166 x 870 x 398 mm
- (Drawer) size for plastic drawer insert: 5/3+
- Worktop: Stainless steel
- Number of fixed castors: 2 (∅ 125 mm)
- Number of swivel castors: 2 (∅ 125 mm)
- Number of tools: 342

Order Number

179 N XXL-7/342



179NXXL-7




630 • •
6 x 7 • 8 x 9 • 10 x 11 •
12 x 13 • 14 x 15 • 16 x 17 •
18 x 19 • 21 x 22 • 24 x 27



802-PH • •
PH0 • PH1 • PH2 • PH3



839 • •
0.5 x 2.8



163-478/40



163-480/57



811EL/7



2105LG/9H •



450N • •
6 x 7 • 8 x 9 • 10 x 11 •
12 x 13 • 14 x 15 • 16 x 18 •
17 x 19 • 21 x 22 • 22 x 24 •
24 x 27 • 30 x 32 • 34 x 36



811K • •
0.6 x 3.5 • 1 x 5.5



811EL-T/7 •



811 • •
0.5 x 3 • 0.8 x 4 • 1 x 5.5 •
1.2 x 6.5



2116LG/8H •



163-481/194
 • • 6.3 1/4, 12 1/2,
 6.3 1/4



600N • •
8 • 9 • 10 • 11 • 12 • 13 •
14 • 15 • 16 • 17 • 18 • 19 •
21 • 22 • 24 • 27 • 30 • 32 •
34



811KPH • •
PH1 • PH2



811PH • •
PH2



811BML • 3 1/4



802 • •
0.8 x 4 • 1 x 5.5 • 1.2 x 6.5 •
1.2 x 8 • 1.6 x 10



811T • •
T10 • T15 • T20 • T25 •
T27 • T30



850 • • 6.3 1/4
3 • 4 • 5 • 6 • 7 • 8 • 9 • 10 •
11 • 12 • 13 • 14

Product data sheet

179 N XXL-7/342

EAN-No. 4000896229383



850E • $\frac{1}{4}$
E4 • E5 • E6 • E8 • E10



8501 • $\frac{1}{4}$
3 • 4 • 5 • 6 • 8



8502 • $\frac{1}{4}$
T15 • T20 • T25 • T27 •
T30 • T40



8503 • $\frac{1}{4}$
0.6 x 3.5 • 1 x 5.5 • 1.2 x 8



8506 • $\frac{1}{4}$
PH1 • PH2



8507 • $\frac{1}{4}$
PZ1 • PZ2



850LG • $\frac{1}{4}$
4 • 5 • 6 • 7 • 8 • 9 • 10 •
11 • 12 • 13



858-1 • $\frac{3}{8}$ • $\frac{1}{4}$



863HP • $\frac{1}{4}$



865 • $\frac{1}{4}$



811-UK • $\frac{1}{4}$



867-2 • $\frac{1}{4}$ • $\frac{3}{8}$ $\frac{1}{4}$



868 • $\frac{1}{4}$ • $\frac{3}{8}$ $\frac{1}{4}$



869 • $\frac{1}{4}$ • $\frac{3}{8}$ $\frac{1}{4}$



880 • $\frac{3}{8}$ • $\frac{10}{16}$ $\frac{3}{8}$
10 • 11 • 12 • 13 • 14 • 15 •
16 • 17 • 18 • 19 • 21 • 22



8801K • $\frac{10}{16}$ $\frac{3}{8}$
5 • 6 • 8 • 10



880LG • $\frac{10}{16}$ $\frac{3}{8}$
12 • 13 • 14 • 15 • 16 • 17 •
18 • 19



8816HP • $\frac{10}{16}$ $\frac{3}{8}$



8820 • $\frac{10}{16}$ $\frac{3}{8}$ • $\frac{10}{16}$ $\frac{3}{8}$



8821 • $\frac{10}{16}$ $\frac{3}{8}$ • $\frac{10}{16}$ $\frac{3}{8}$
8821-3 • 8821-6 • 8821-10



900 • $\frac{12}{16}$ $\frac{1}{2}$
10 • 11 • 12 • 13 • 14 • 15 •
16 • 17 • 18 • 19 • 20 • 21 •
22 • 23 • 24 • 26 • 27 • 28 •
30 • 32



915 • $\frac{12}{16}$ $\frac{1}{2}$



916HP • $\frac{12}{16}$ $\frac{1}{2}$



917-5 • $\frac{12}{16}$ $\frac{1}{2}$ • $\frac{12}{16}$ $\frac{1}{2}$



918-10 • $\frac{12}{16}$ $\frac{1}{2}$ • $\frac{12}{16}$ $\frac{1}{2}$



920 • $\frac{12}{16}$ $\frac{1}{2}$ • $\frac{12}{16}$ $\frac{1}{2}$



986 • $\frac{12}{16}$ $\frac{1}{2}$
4 • 5 • 6 • 7 • 8 • 9 • 10 •
12 • 17 • 19 • 22



990 • $\frac{12}{16}$ $\frac{1}{2}$
M5 • M6 • M8 • M10 • M12 •
M14 • M16 • M18



991 • $\frac{12}{16}$ $\frac{1}{2}$
M6 • M7 • M8 • M9 • M10 •
M12 • M14



992 • $\frac{12}{16}$ $\frac{1}{2}$
T20 • T25 • T27 • T30 •
T40 • T45 • T50 • T55 • T60



2240N/51
 $\frac{3}{16}$ • $\frac{1}{2}$ • $\frac{3}{8}$ $\frac{1}{4}$



2250-1 • $\frac{3}{16}$ • $\frac{1}{4}$



163-509/12 • $\frac{1}{2}$



606 • $\frac{1}{2}$
8 • 9 • 10 • 11 • 12 • 13 •
14 • 15 • 16 • 17 • 18 • 19



163-510/8



730
730-3 • 730-6



751HS/5



2140-50



163-511/4



760-2



1802M-22



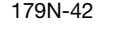
1841MB-33



1850M-22



179N-42



180-24



2128N-1